



Set Weight & Dimensions

Overall Set Weight	230 lbs
Recommended Minimum Space *Dimensions are based on pictured configurations	94" W X 38" H X 79" D
Individual Item Dimensions	
Latitude Chaise Lounge	26" W x 37.5" H x 78.13" D
Latitude End Table	21.25" W x 19" H x 21.25" D

PRODUCT DESCRIPTION

Clean, horizontal lines and sharp angles speak to bold shapes, while the spacious frames create a balanced yet striking aesthetic that makes your outdoor space feel open and inviting. The Latitude Collection intersects form and function in every carefully-crafted detail. Shown here with 2 Chaise Lounges and 1 End Table.


DETAILS

- PW Designer Series Collection
- Includes (2) Latitude Chaise Lounges and (1) Latitude End Table
- Chaise backs adjust to multiple lounging positions
- Built to withstand a range of climates including hot sun, snowy winters, and strong coastal winds
- Constructed of genuine POLYWOOD® lumber that's infinitely recyclable and sustainably made from recycled and reusable plastic
- Durable, all-weather lumber not prone to splinter, crack, chip, peel, or rot
- 20-year limited residential warranty; 3-year limited commercial warranty
- Cleans easily with soap, water, and a soft-bristle brush
- UV protectant and color continuously throughout the HDPE material; requires no painting or waterproofing
- Marine-grade quality hardware
- Made in the USA


POLYWOOD COLOR OPTIONS




VCF




VSH



VWH



NKA



NDW