

Set Weight & Dimensions

Overall Set Weight	644 lbs
Recommended Minimum Space *Dimensions are based on pictured configurations	170" W X 37" H X 92" D
Individual Item Dimensions	
Estate Dining Arm Chair	24.5" W x 36.75" H x 25" D
120" A-Frame Dining Table	120" W x 30" H x 42" D


PRODUCT DESCRIPTION

Heritage design gets a fresh perspective with elegant curves and refined lines. The Estate Collection is a study in classic beauty and approachable elegance, expressed in understated silhouettes with a textural finish. Shown here with the 120" A-Frame Dining Table and 10 Arm Chairs.


DETAILS

- PW Designer Series Collection
- Includes (10) Estate Dining Arm Chairs and (1) 120" A-Frame Dining Table
- Table outfitted with 1.625" center hole for standard umbrella (sold separately); hole cover included
- Built to withstand a range of climates including hot sun, snowy winters, and strong coastal winds
- Constructed of genuine POLYWOOD® lumber, a proprietary blend made from sustainable materials including landfill-bound and ocean-bound plastics
- Durable, all-weather lumber not prone to splinter, crack, chip, peel, or rot
- 20-year limited residential warranty; 3-year limited commercial warranty
- Cleans easily with soap, water, and a soft-bristle brush
- UV protectant and color continuously throughout the HDPE material; requires no painting or waterproofing
- Marine-grade quality hardware
- Made in the USA


POLYWOOD COLOR OPTIONS



VCF



VSH



VWH
