



Set Weight & Dimensions

Overall Set Weight	502.5 lbs
Recommended Minimum Space *Dimensions are based on pictured configurations	148" W X 36" H X 98" D
Individual Item Dimensions	
Elevate Dining Side Chair	19.5" W x 35.13" H x 25.56" D
Elevate Dining Arm Chair	23.5" W x 35.13" H x 25.56" D
96" A-Frame Dining Table	96" W x 30" H x 42" D


PRODUCT DESCRIPTION

For those who appreciate minimalist design and bold expression. An ultra-modern and striking collection, vividly sculptural with clean, continuous lines and a low profile, featuring platform bases and defined angles that boast a flawless finish. Shown here with the 96" A-Frame Dining Table, 6 Side Chairs, and 2 Arm Chairs.


DETAILS

- Set includes (6) Elevate Dining Side Chairs, (2) Elevate Dining Arm Chairs, and (1) 96" A-Frame Dining Table
- Table outfitted with 1.625" center hole for standard umbrella (sold separately); hole cover included
- Built to withstand a range of climates including hot sun, snowy winters, and strong coastal winds
- Constructed of genuine POLYWOOD® lumber that's infinitely recyclable and sustainably made from recycled and reusable plastic
- Durable, all-weather lumber not prone to splinter, crack, chip, peel, or rot
- 20-year limited residential warranty; 3-year limited commercial warranty
- Cleans easily with soap, water, and a soft bristle brush
- UV protectant and color continuously throughout the HDPE material; requires no painting or waterproofing
- Marine-grade quality hardware
- Made in the USA


POLYWOOD COLOR OPTIONS



VCF



VSH



VWH
